



VHD Preamp

User Guide

Very High Definition Dual Output Preamp
with built - in Line Drivers



The Future of Sound. Made Perfectly Clear.

At KV2 Audio our vision is to constantly develop technologies that eliminate distortion and loss of information providing a true dynamic representation of the source.

Our aim is to create audio products that absorb you, place you within the performance and deliver a listening experience beyond expectations.

Important Safety Instructions

Observe all instructions and follow warnings marked on the equipment and in the user's manual.

Connect the equipment only to a source of proper mains voltage.

Do not attempt to switch on any equipment that has been dropped, that is damaged, or has had liquid penetration, or if malfunctions have occurred and their nature requires a repair action. The supply cable shall be made by a person having proper qualifications.

Warning

The equipment is designed in Class I and shall be connected to a wall socket having protective earthing.

The mains plug and supply cable shall remain easy accessible, as this is used for disconnection of the equipment from the supply source if necessary.

Never interrupt earthing due to safety reasons.

Do not place the equipment close to heating bodies or other sources of heat and protect it against direct sunlight.

The equipment must not come into contact with open flames.

Ventilation of the equipment must not be obstructed by covering of ventilation openings.

The equipment must not be exposed to dripping or splashing liquid or water and excessive humidity.

Any object filled with any liquid shall not be placed on the equipment.



The triangle with a symbol of a lightning marks parts of the equipment under life jeopardizing voltage, whose values may cause an injury from electric shock.



The symbol indicating that the equipment is manufactured in compliance with EU standards.



The triangle with a symbol of an exclamation mark in the text marks important instructions for operation, setting and maintenance.

Basic description

The VHD Preamplifier is a Very high definition, small stand-alone microphone and stereo inputs signal mixer. Primarily built for high quality, easy presentation and comparisons of two individual systems using the same source, the applications for this mixer are comprehensive and extremely useful. The VHD Preamp features a stereo pair of balanced line inputs, stereo RCA phono connectors, and a very high quality VHD microphone preamplifier. The microphone channel features phantom power, four band equalization and a variable high pass filter. The VHD Preamplifier also features two switchable A or B outputs, to allow a simple comparison of systems between the two outputs. Both A and B outputs have line drivers built into them to maintain audio signal integrity over long cable lengths.

Contents

Introduction	3
Introduction	3
Dimensions	3
Using the system	4 - 6
Demonstration / presentation mixer	4
Simple AV mixer-Projector sound and a microphone	5
Replacement FOH mixer	6
Specifications	7
Block Diagram	8
Warranty · Service	9

VERY HIGH DEFINITION PREAMP

VHD Preamp - part number KVV 987 113 (230V, 115V)

Application

Especially designed as a super high quality preamplifier to allow A/B comparisons and presentations between products and systems

- Fixed installations
- Sub mixing
- Portable
- Demonstrations/presentations

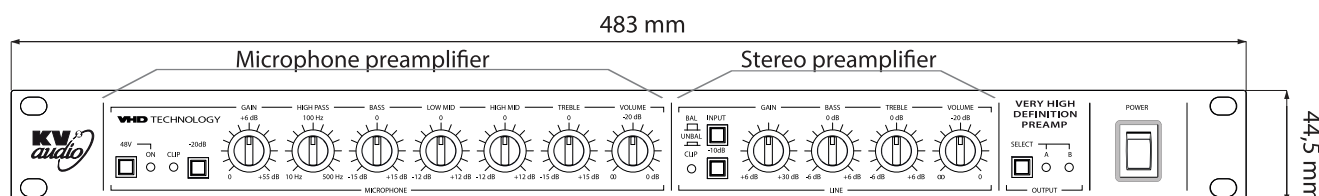


Introduction

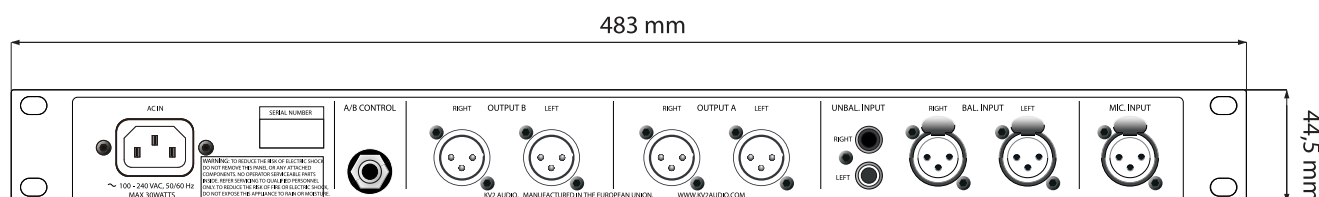
- Very high definition, small stand alone mixer
- Stereo pair of balanced line inputs, stereo RCA phono connectors, and a very high quality VHD microphone preamplifier
- The microphone channel features phantom power, four band equalization and a variable high pass filter
- Switchable A or B outputs
- Both A and B outputs have line drivers built into them to maintain audio signal integrity over long cable lengths

Dimensions

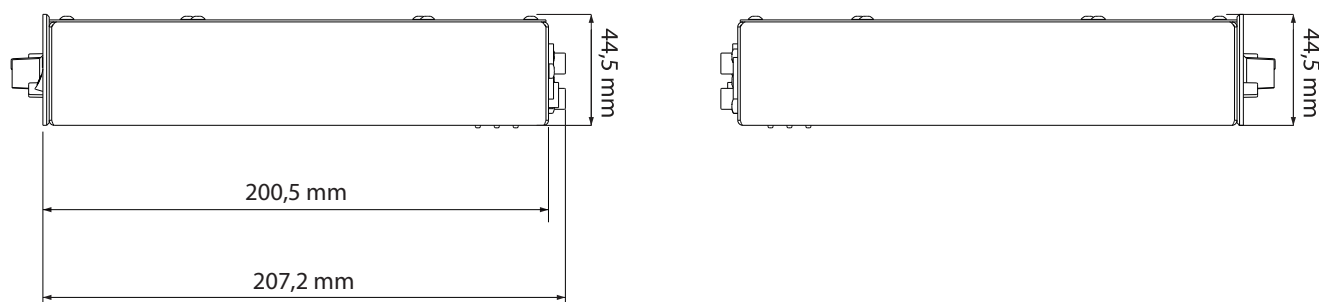
Front Panel:



Rear Panel:



Side Panel:

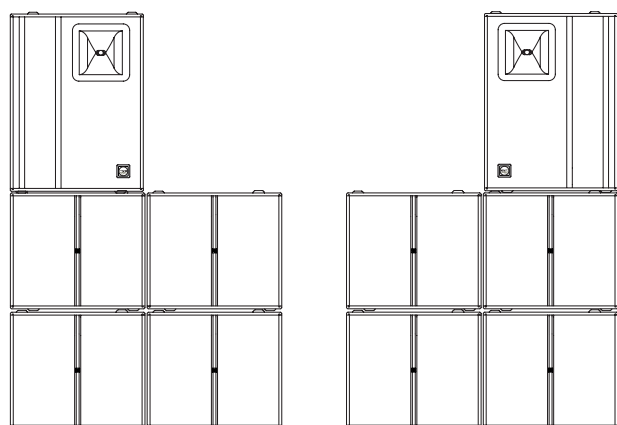


VHD Preamp · Using the system

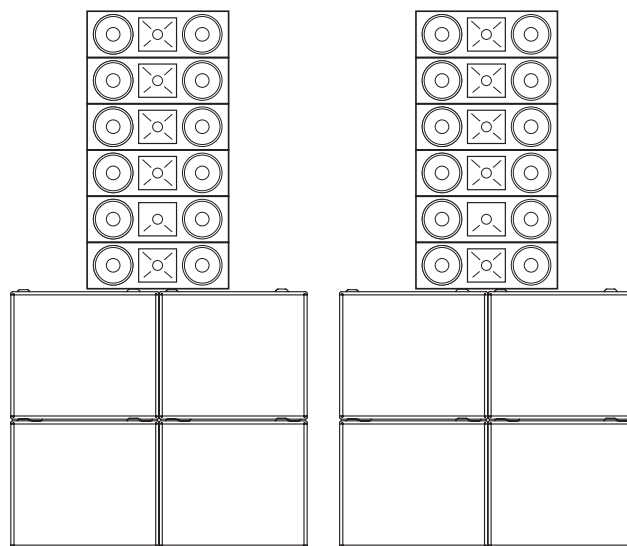
Demonstration / presentation mixer

Two sound systems comparing

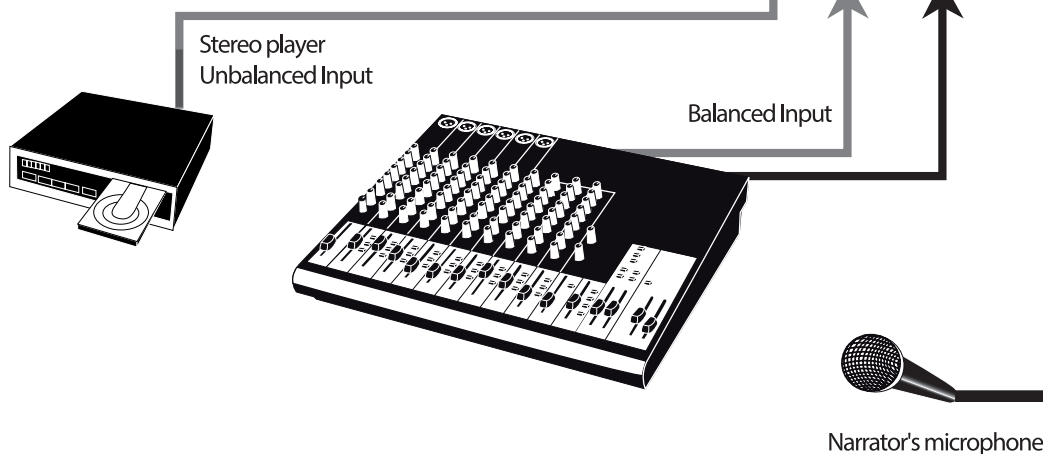
System B



System A

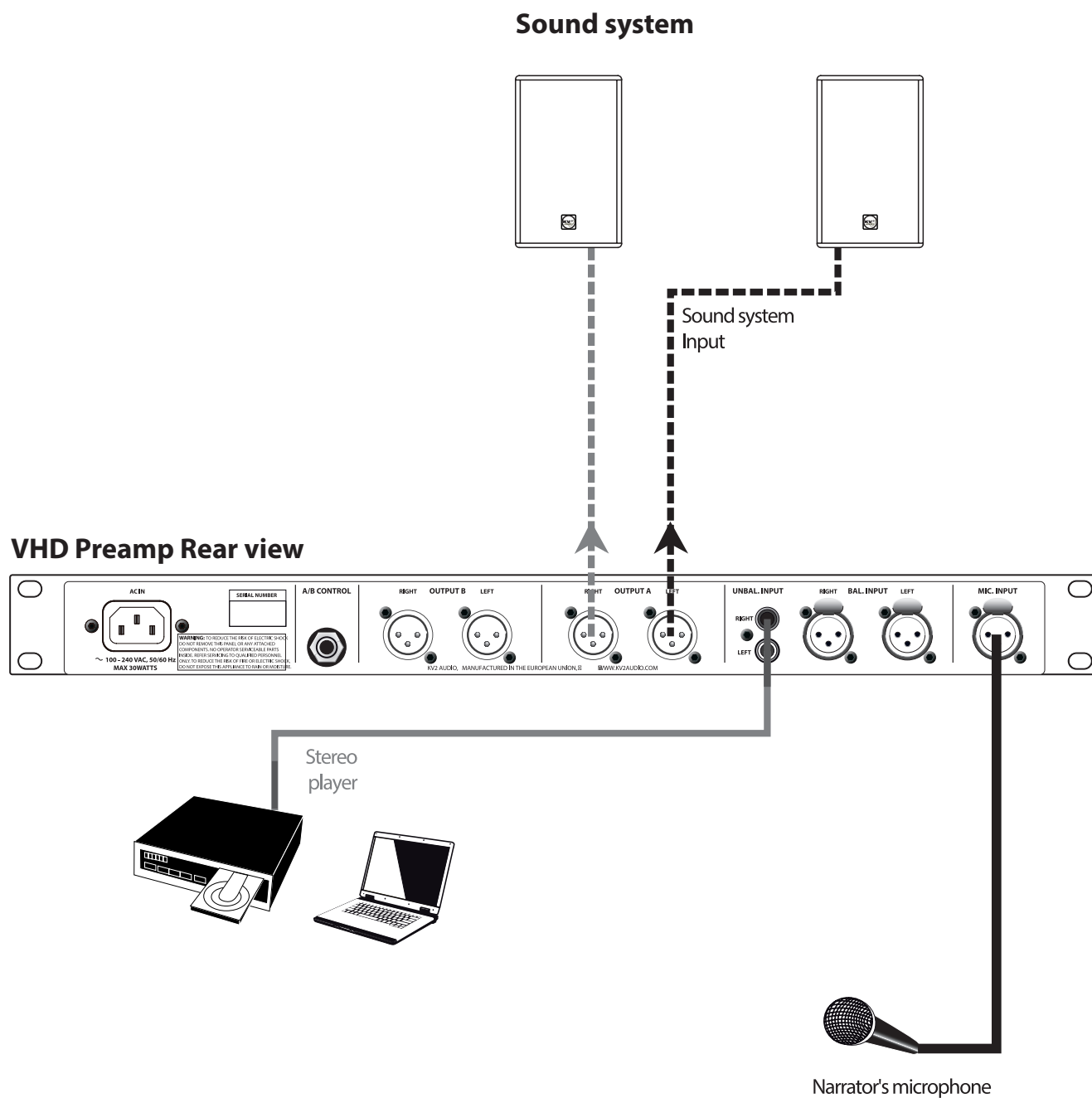


VHD Preamp Rear view



VHD Preamp · Using the system

Simple AV mixer-Projector sound and a microphone



VHD Preamp · Using the system

Replacement FOH mixer

Replacement mixer for FOH when the main system is being taken down after a concert. Many venues now insist that at least one pair of speakers and a mixer/mic is kept available during breakdown.

Main system - PA (A)

Main system - PA (A)

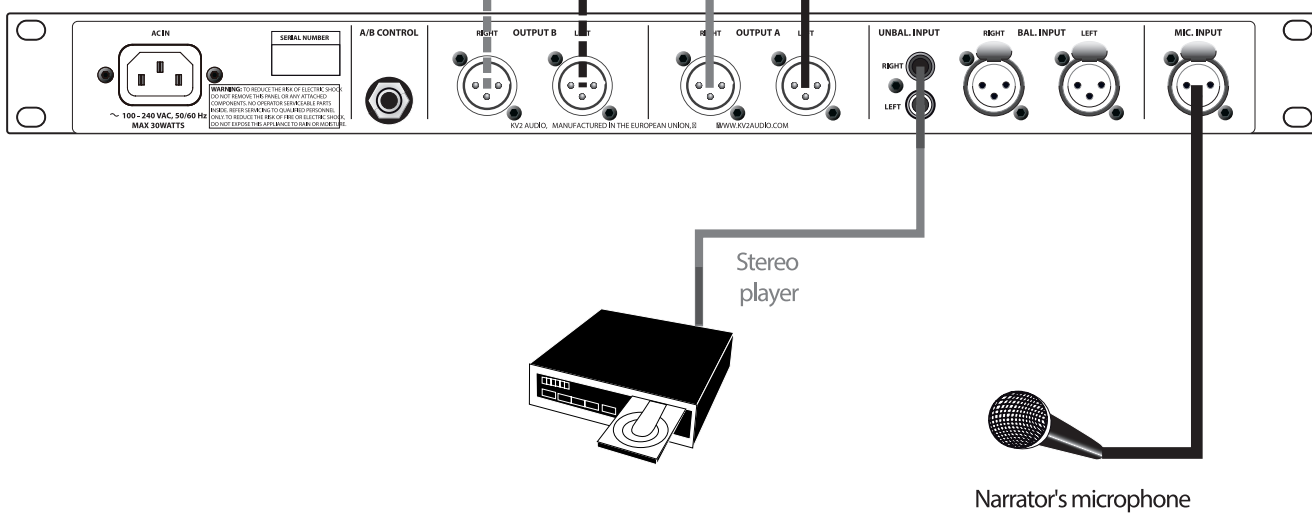
Replacement PA (B)

Replacement PA (B)

Replacement system
In

Main system
In

VHD Preamp Rear view



Specifications

System Acoustic Performance

-3dB Response	10Hz to 50kHz
Total Harmonic Distortion	<0.0005%

Output Channels

Number of Channels	2
Max. Output Voltage	14V / 7V (50Ω) RMS
Max. Output Current	450mA

Signal Input

Input Channels	5
Input Impedance	2kΩ Mic / 20kΩ Balanced IN / 10kΩ RCA IN
Mic input	Phantom power, -20dB, Input level
Line input	RCA/Balanced, 2 band EQ, -10dB

Signal Output

Output Channels	stereo A / stereo B
Output Impedance	50Ω

Features

High Pass Filter	10Hz to 500Hz
Equalization	4-band EQ

Power

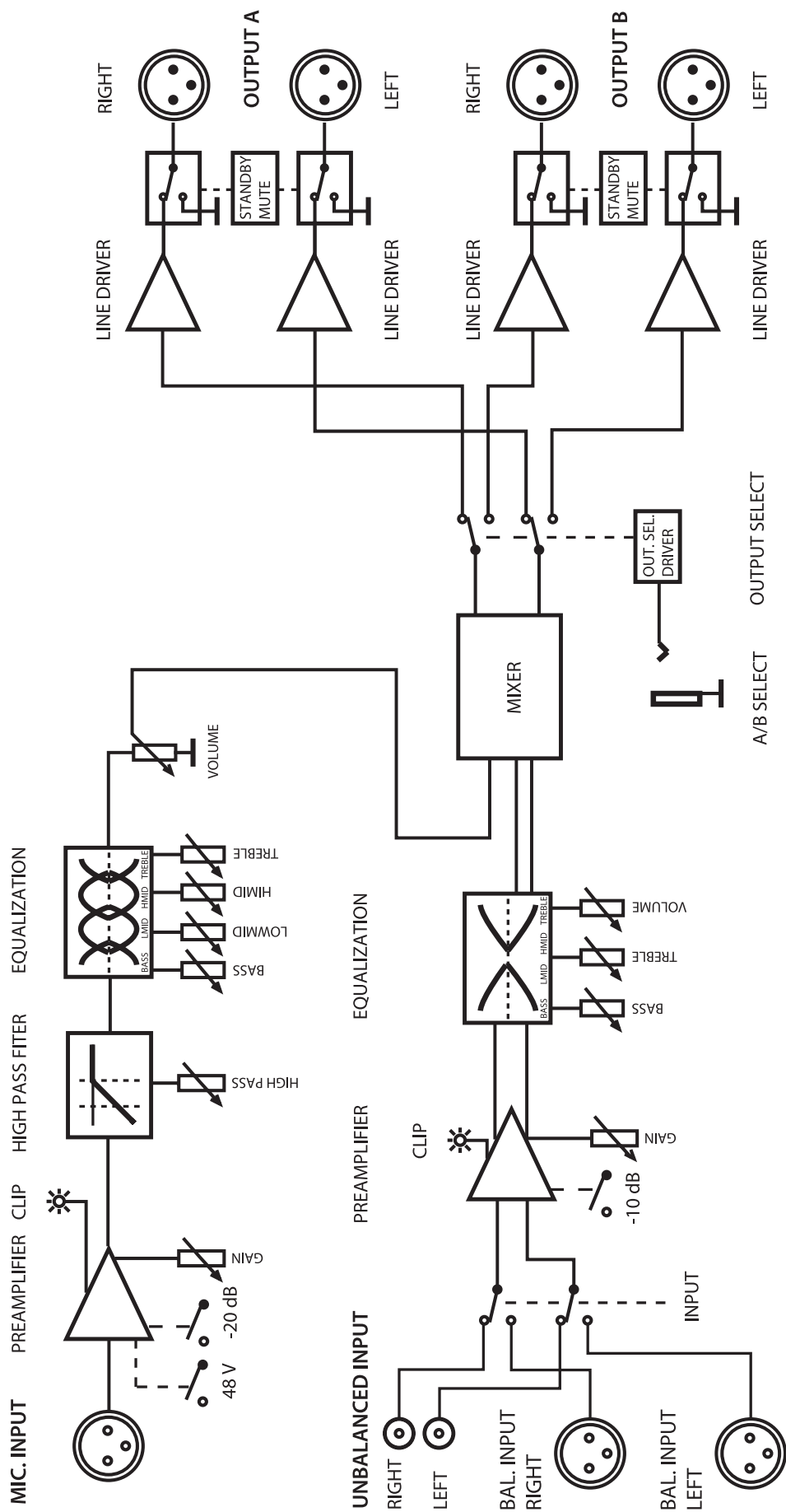
Power Connector	IEC 320
Operating Voltage Range	100 to 250V@50 to 60Hz

Physical Dimensions

Height	44.5 mm (1.75")
Width	483 mm (19.0")
Depth	177.8 mm (7.0")
Weight	2.5 kg (5.5lbs)

VHD Preamp · Block Diagram

Block Diagram



Warranty

Your VHD Preamp is covered against defects in material and workmanship.

Refer to your supplier for more details.

Service

In the unlikely event that your VHD Preamp develops a problem, it must be returned to an authorized distributor, service centre or shipped directly to our factory. Because of the complexity of the design and the risk of electrical shock, all repairs must be attempted only by qualified technical personnel.

If the unit needs to be shipped back to the factory, it must be sent in its original carton. If improperly packed, the unit may be damaged.

To obtain service, contact your nearest KV2 Audio Service Centre, Distributor or Dealer.



The Future of Sound.
Made Perfectly Clear.

KV2 Audio International

Nádražní 936, 399 01 Milevsko
Czech Republic

Tel.: +420 383 809 320

Email: info@kv2audio.com

www.kv2audio.com

KVV120031-00-03-0