



# ESD Cube

## User Guide

---



## The Future of Sound. Made Perfectly Clear.

At KV2 Audio our vision is to constantly develop technologies that eliminate distortion and loss of information providing a true dynamic representation of the source.

Our aim is to create audio products that absorb you, place you within the performance and deliver a listening experience beyond expectations.

## Content

### ESD Cube

---

Overview	4
Connection	5
Installation	6
Drawings	7
Frequency characteristics	8
Specifications	9
<b>Warranty · Service</b>	<b>10</b>

# ESD CUBE

Ultra Compact Passive Speaker

ESD Cube - part number KVV 987 377



## Application

**Specifically designed as an ultra compact passive loudspeaker system for reproduction of high quality speech and recorded music.**

- Suitable in fixed installations as a full range speaker or as a system with accompanying subwoofers
- Excellent peripheral reinforcement for main KV2 systems
- Fill-in speaker
- Compact spot monitoring / playback
- Ceiling or under balcony mounting


## Introduction

The ESD Cube is a very high quality ultra compact low profile 5" passive loudspeaker, utilising a unique trans-coil transducer design for superior vocal reproduction, extended high frequency response, increased dynamic range and the lowest distortion of any comparable speaker in its class. Housed in an aluminium enclosure, its compact dimensions make it extremely discreet for peripheral reinforcement in theaters, bars, clubs, churches, museums or tourist attractions. Along with the dedicated ESP1000 amplifier, a combination of up to 8 ESD Cube units, or 4 Cube units with either one or two ESD1.10 subwoofers can be operated.

## Connection

The ESD Cube features both Speakon (NL4) connectors and a terminal block. Along with the ESP1000 amplifier, a combination of up to 8 ESD Cube units, or 4 Cube units with either one or two ESD1.10.

Example of the connection (4 channels and 8 ESD Cubes) - for more see ESP1000 User Manual (KVV 120 136)



## Installation

**IMPORTANT! WHEN INSTALLING THE CUBE BRACKET ENSURE YOU USE THE CORRECT PLUGS AND FIXINGS TO ENABLE SECURE ATTACHMENT TO A SURFACE USING THE SUPPLIED BRACKET SCREWS. KV2 AUDIO IS NOT RESPONSIBLE FOR ANY FAILURE, DAMAGE OR INJURY CAUSED BY THE INSTALLER NOT APPLYING THIS DUE CARE AND ATTENTION.**

The ESD Cube is supplied with a single Horizontal Bracket, 2 locking screws with spacers and one 3 mm Allen key. Each ESD Cube is equipped with two oval mounting apertures designed for easy vertical or horizontal attachment.

To enable fixing to a ceiling or alternatively to the wall, measure out the center point of the ESD Cube Wall bracket. There are two extra holes on the Wall Bracket, designed to accept locking screws - this side belongs on the rear side of the ESD Cube cabinet.

Fix the Wall bracket using one center countersunk screw. Rotate the Wall bracket around the central screw and set the correct angle of the bracket.

Fix the Wall Bracket using the remaining four countersunk screws. Position the ESD Cube on to the Wall Bracket's pin heads and fix it sliding the cabinet down. When mounting the ESD Cube on the ceiling, slide the cabinet backward and fix/secure it using two locking screws and tighten using the supplied Allen key.

## ESD Cube BRACKET

part name:

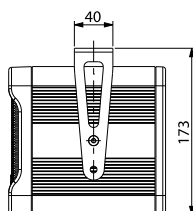
**ESD Cube BRACKET**

part number:

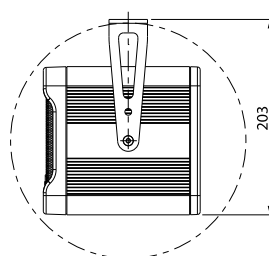
**KVV 987 408**



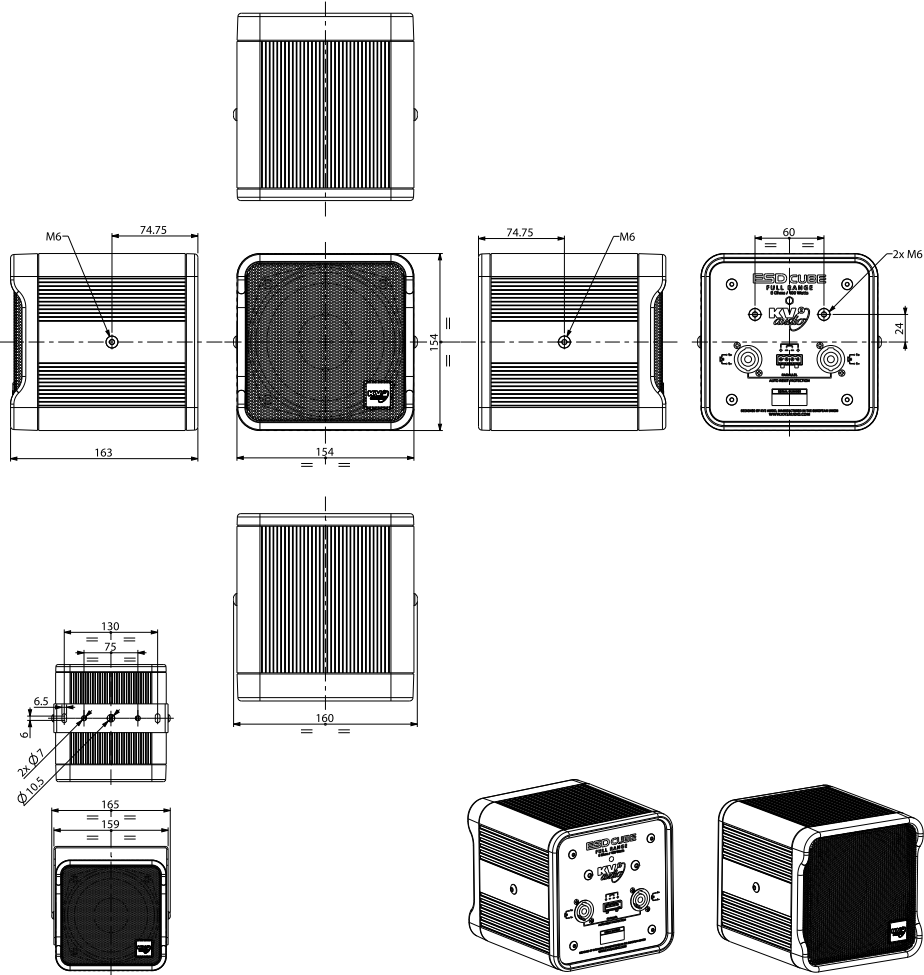
POSITION 1 / ROTATION  $\pm 25^\circ$



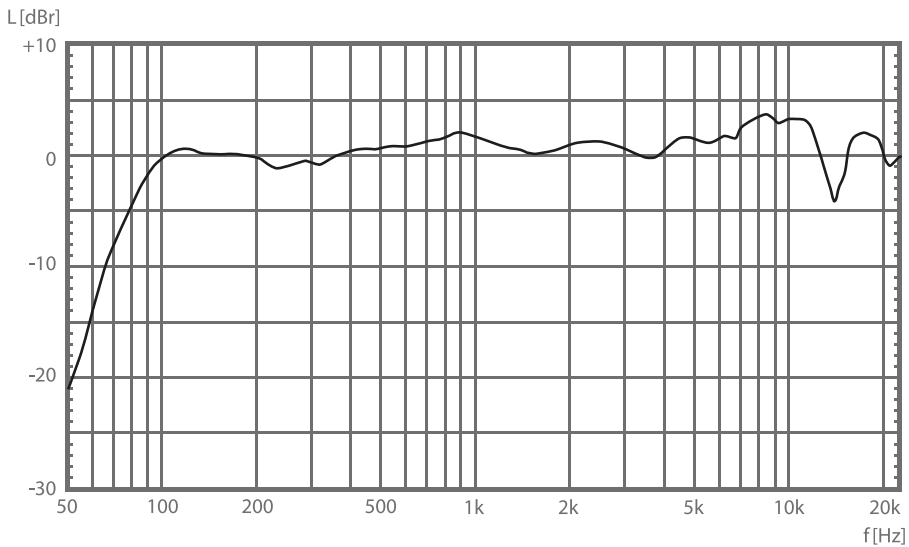
POSITION 2 / ROTATION  $360^\circ$



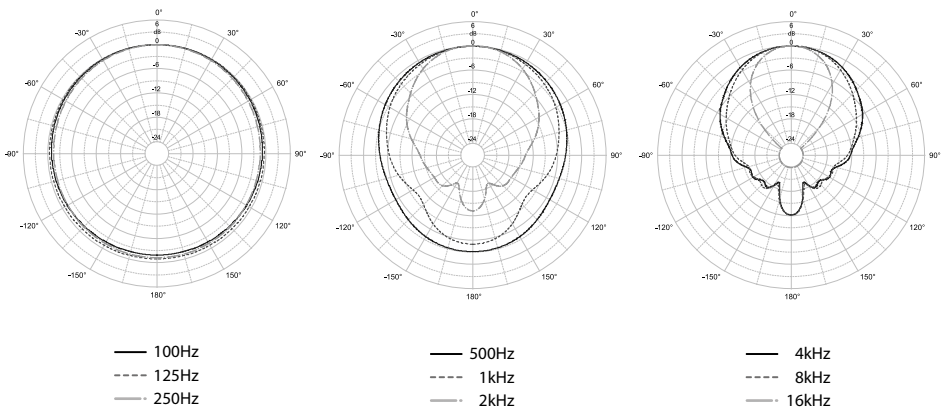
Drawings



## Frequency response



## Vertical / Horizontal Polarplots



## Specifications

### System Acoustic Performance

Max SPL Long-term	110dB
Max SPL Peak	113dB
-3dB Response	90Hz to 18kHz (with ESP1000 equalization)
Recommended Power	100W
Sensitivity	90dB
Impedance	8Ω
Crossover Point	no - full range

### Full Range Transducer

Acoustic Design	Closed box, Front Loaded
Magnet Type	Neodymium
Protection	Thermal breaker - autoreset
Number of drivers	1
Woofer Size	5" AIC Trans-coil
Diaphragm Material	Epoxy Reinforced Cellulose

### Signal Output

Output channels	1
-----------------	---

### Speaker Input

Speaker Input	2x Neutrik Speakon®, Terminal Block
---------------	-------------------------------------

### Cabinet

Cabinet Material	Extruded Aluminium
Color	Matt Black or any RAL

### Physical Dimensions

Height	154 mm (6")
Width	154 mm (6")
Depth	163 mm (6.4")
Weight	3 kg (6.6lbs)



## Warranty

Your ESD Cube is covered against defects in material and workmanship.  
Refer to your supplier for more details.

## Service

In the unlikely event that your ESD Cube develops a problem, it must be returned to an authorised distributor, service centre or shipped directly to our factory. Because of the complexity of the design and the risk of electrical shock, all repairs must be attempted only by qualified technical personnel.

If the unit needs to be shipped back to the factory, it must be sent in its original carton.  
If improperly packed, the unit may be damaged.

To obtain service, contact your nearest KV2 Audio Service Centre, Distributor or Dealer.



The Future of Sound.  
Made Perfectly Clear.

**KV2 Audio International**

Nádražní 936, 399 01 Milevsko  
Czech Republic

Tel.: +420 383 809 320  
Email: [info@kv2audio.com](mailto:info@kv2audio.com)

[www.kv2audio.com](http://www.kv2audio.com)

KVV120143-00-01-0