



# VHD5 Constant Power Point Source Array

## User Guide

---

• VHD5.0 • VHD8.10 • VHD5.1



## Contents

<b>VHD5.0</b>	<b>3</b>
Introduction, Acoustic components, Enclosure Design	3
Drawing	4
<b>VHD8.10</b>	<b>5</b>
Introduction, Acoustic components, Enclosure Design	5
Drawing	6
<b>VHD5.1</b>	<b>7</b>
Introduction, Acoustic components, Enclosure Design	7
Drawing	8
Specifications	9
<b>Specifications · VHD5.0 · VHD8.10</b>	<b>10</b>
<b>Accessories · VHD5.0 · VHD8.10 · VHD5.1</b>	<b>11 - 12</b>
<b>Warranty · Service</b>	<b>13</b>

## Important Safety Instructions

Before using your VHD5.0, VHD8.10, VHD5.1 be sure to carefully read the applicable items of these operating instructions and the safety suggestions.

1. Read all product instructions.
2. Keep printed instructions, do not throw away.
3. Respect and review all warnings.
4. Follow all instructions.
5. Clean only with dry cloth.
6. Install in accordance with KV2 Audio's recommended installation instructions.
7. Only use accessories specified by KV2 Audio.
8. Install the product only with rigging specified by KV2 Audio, or sold with the loudspeaker.
9. Unplug this loudspeaker during lightning storms or when unused for long periods of time.
10. An experienced user shall always supervise this professional audio equipment.

## VHD5.0 MID / HI MODULE

VHD5.0 - part number KVV 987 342



### Application

Designed as an extreme high output and performance mid-hi unit as part of the VHD5 Constant Power Point Source systems for large arenas and stadiums

- Medium to large concert venues
- Hire and Production
- Large Clubs and Arenas

### Introduction

The VHD5.0 is a three-way enclosure handling low mids, mid and high frequency's from 45Hz through to 20kHz. It incorporates eight front-loaded ten inch low mid drivers, six horn-loaded eight inch mid range drivers and three 3" NVPD (Nitrate Vapour Particle Deposition) Titanium compression drivers on a custom designed, manifold horn assembly with summing waveguide. With the capacity to run full range down to 45Hz the VHD5.0 is usually crossed over at 70Hz to the VHD4.21 Active Sub Bass Modules.

Both the VHD5.0 and VHD8.10 cabinets incorporate very simple to use integrated fly ware that links cabinets together quickly and easily.

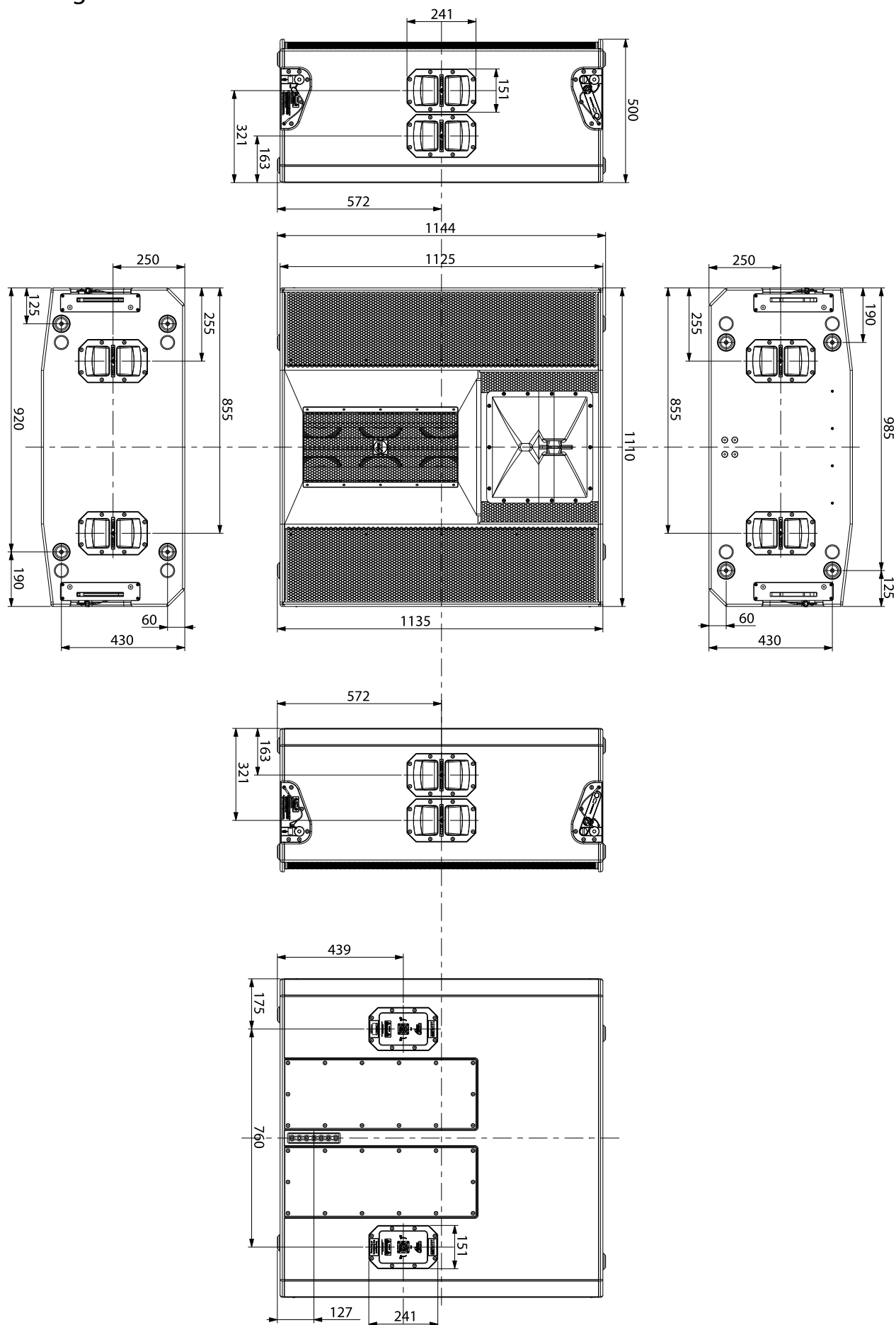
### Acoustic components

The VHD5.0 Mid Hi module features purpose designed and specified loudspeaker components, centered around high efficiency woofer designs and the latest transducer technology. Eight mid bass 10" woofers, with inside outside 2" voicecoils, and Epoxy reinforced cellulose cones are employed, alongside six 8" Midrange transducers, with AIC Transcoil technology and Epoxy reinforced cellulose cones. Three 3" compression drivers with NVPD treated dome assemblies attach to a unique KV2 Hybrid Manifold Horn where the 2+1 driver arrangement eliminates the typical sound of large format systems and reduces the problems of multiple high frequency driver interference. All speakers in the VHD5.0 employ neodymium magnets to increase force, improve control and lower weight. The VHD5.0 has an 80° horizontal and 30° vertical dispersion.

### Enclosure Design

The VHD5.0 Enclosure is a Large Constant Power Point Source array built in lightweight Baltic Birch, featuring a number of ergonomically designed parts and functions that make it an easy unit to move, set up and operate. There are a total of eight handles integrated, to facilitate easy pick up and positioning of the enclosure in a natural -instinctive and intuitive manner. Low friction feet are integrated for easy locking into the VHD8.10 mid bass extension cabinets. A certified proprietary KV2 Audio internal flyware system is also neatly integrated within the box for a quick set up and minimal requirement of external rigging.

## Drawing



## VHD8.10 BASS MODULE

VHD8.10 - part number KVV 987 343



### Application

Designed as a dedicated low mid enclosure to accompany the VHD5.0 mid high module as part of the VHD5 system

- Medium to large concert venues
- Fixed installation
- Outdoor events

### Introduction

The VHD8.10 Low Mid Expansion Box as part of VHD5 Constant Power Point Source System provides the required energy in the low mid, needed to cover very large audiences. The enclosure carries a further 8 front-loaded ten inch speakers and 3 of these cabinets are added to each VHD5.0. This provides a total of 32 ten inch speakers providing the required balance and output in the low mid band and extended projection of these frequencies over distance.

### Acoustic components

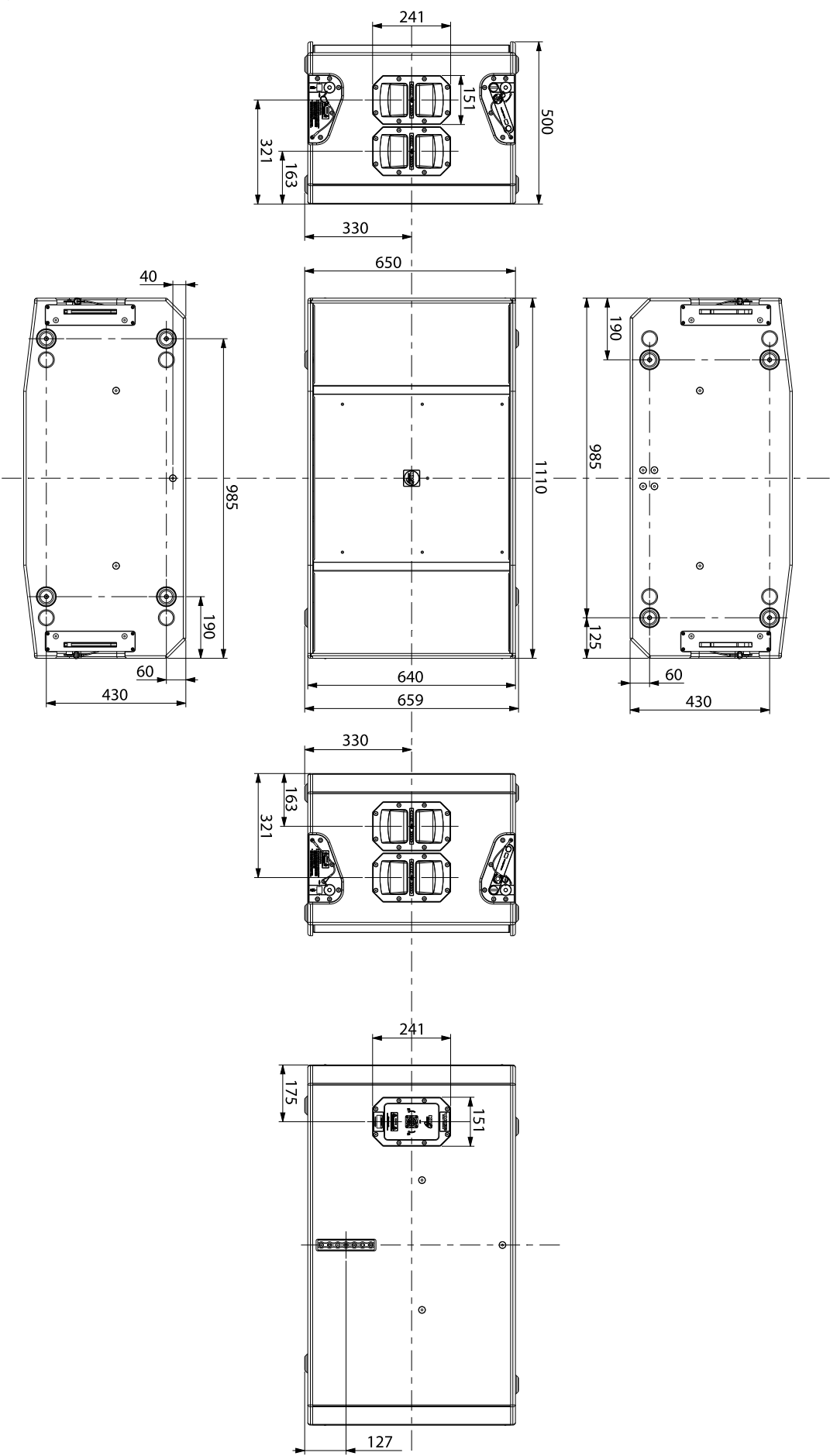
The VHD8.10 features purpose designed and specified loudspeaker components, centered around a high efficiency woofer design. A combination of eight cutting edge bass and mid bass 10" woofers, with inside outside 2" voicecoils, and Epoxy reinforced cellulose cone are employed, featuring a mix of ferrite and neodymium magnets to increase force where required, improve control and lower weight whilst delivering a more natural and balanced sound.

### Enclosure Design

The VHD8.10 Enclosure is a front Loaded low mid / bass design, built in lightweight Baltic Birch and designed to be flown in multiples with the VHD5.0 as part of the Constant power Point Source Array. Featuring a number of ergonomically designed parts and functions that make it an easy unit to move, set up and operate. There are a total of four handles integrated, (2 each side ), to facilitate easy pick up and positioning of the enclosure in a natural -instinctive and intuitive manner.

Low friction feet are integrated for easy locking into both the VHD5.0 and other VHD8.10 cabinets. The box also features a certified proprietary KV2 Audio internal flyware system, neatly integrated within the box for a quick set up and minimal requirement of external rigging.

## Drawing



## VHD5.1 DOWNFILL

VHD5.1 - part number KVV 987 440



### Application

Designed as a true mid high - downfill enclosure as part of the VHD5 Constant Power Point Source systems for large arenas and stadiums

- Medium to large concert venues
- Hire and Production
- Large Clubs and Arenas

### Introduction

Continuing KV2 Audio's current technology statement through Constant PowerPoint Source Array design, VHD5.1 is a dedicated downfill performance enclosure and integral to the VHD5 system for the largest of events to audiences from 10,000 upwards without requirement for additional delay systems.

A three-way design featuring a 3" high frequency compression driver with NVPD treated dome assembly; one horn loaded 8" mid range woofer featuring AIC technology and six front loaded 10" low mid woofers. All speaker components employ neodymium magnets to increase force, improve control and reduce weight.

Bespoke flyware to facilitate fast attachment and rigging employment.

### Acoustic components

The VHD5.1 features purpose designed and specified loudspeaker components, centered around a high efficiency woofer design. A combination of eight cutting edge bass and mid bass 10" woofers, with inside outside 2" voicecoils, and Epoxy reinforced cellulose cone are employed, featuring a mix of ferrite and neodymium magnets to increase force where required, improve control and lower weight whilst delivering a more natural and balanced sound.

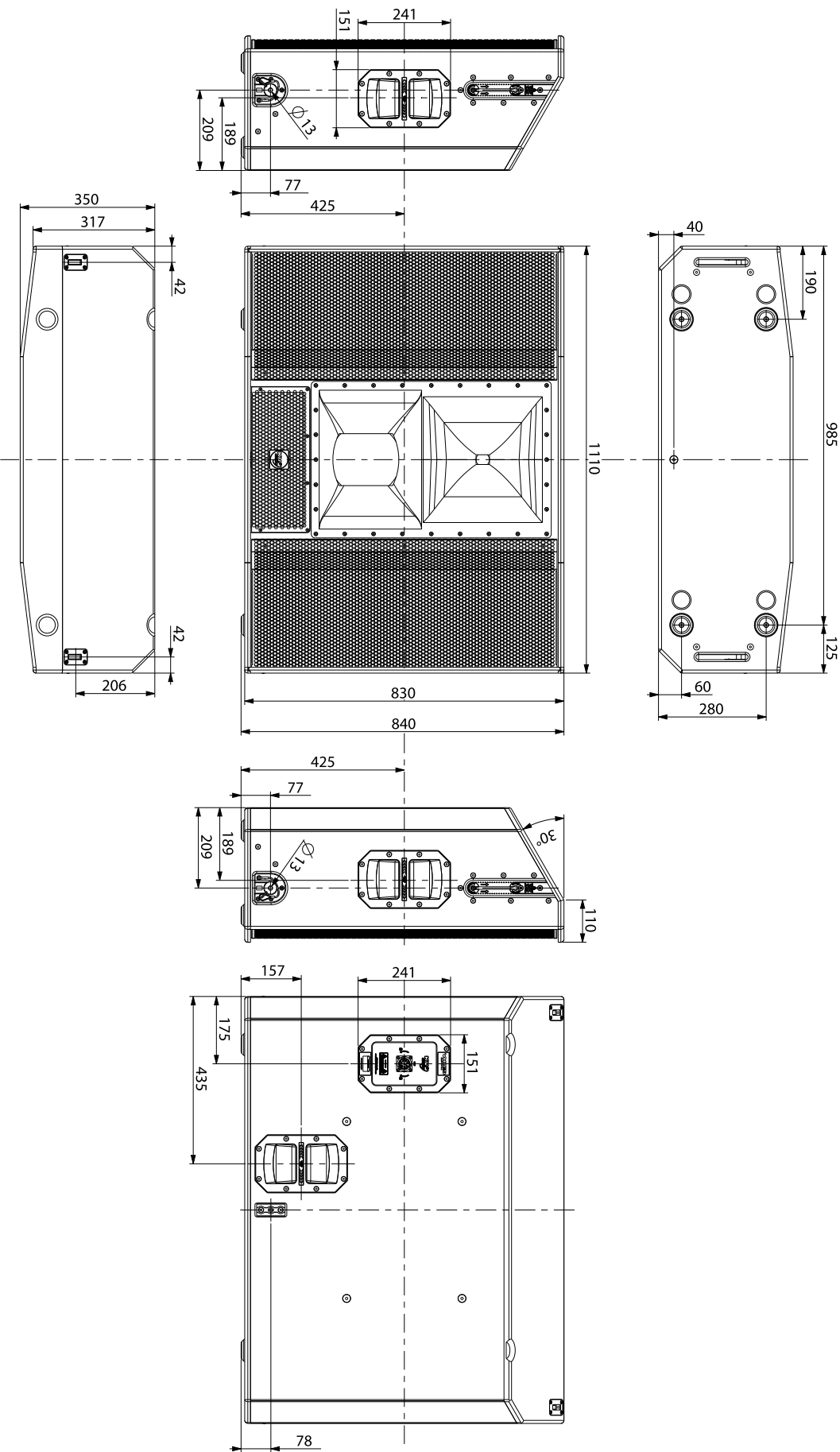
### Enclosure Design

The VHD5.1 Enclosure is a front Loaded low mid / bass design, built in lightweight Baltic Birch and designed to be flown in multiples with the VHD5.0 as part of the Constant power Point Source Array. Featuring a number of ergonomically designed parts and functions that make it an easy unit to move, set up and operate. There are a total of three handles integrated (2 each side and 1 on the rear bottom) to facilitate easy pick up and positioning of the enclosure in a natural instinctive and intuitive manner.

Low friction feet are integrated for easy locking into both the VHD5.0 and other VHD8.10 cabinets. The box also features a certified proprietary KV2 Audio internal flyware system, neatly integrated within the box for a quick set up and minimal requirement of external rigging.



## Drawing





## Specifications

### System Acoustic Performance

Max SPL Long-term	135dB
Max SPL Peak	141dB
-3dB Response	55Hz to 22kHz
-10dB Response	45Hz to 30kHz
Crossover Point	400Hz, 2.5kHz

### High Frequency Section

Acoustic Design	Horn Loaded
High Horn Coverage Horizontal / Vertical	110° x 40°
High Frequency Amplifier Requirement	100W
Throat Exit Diameter / Diaphragm Size	1.4" / 3"
Diaphragm Material	Nitride Titanium
Magnet Type	Neodymium

### Mid Range Section

Acoustic Design	Horn Loaded
Mid Horn Coverage Horizontal / Vertical	110° x 40°
Midrange Amplifier Requirement	200W
Woofer Size / Voice Coil Diameter / Design	8" / 3.0" / Trans Coil
Diaphragm Material	Epoxy Reinforced Cellulose
Magnet Type	Neodymium

### Low Frequency Section

Acoustic Design	Front Loaded, Bass Reflex
Low Frequency Amplifier Requirement	1000W
Number of Drivers	6
Woofer Size / Voice Coil Diameter / Design	6 x 10" / 2"
Magnet Type	Ferrite
Diaphragm Material	Epoxy Reinforced Cellulose

### Cabinet

Cabinet Material	Baltic birch
Color	Plastic paint

### Physical Dimensions VHD5.0 module

Height	830 mm (32.68")
Width	1110 mm (43.70")
Depth	350 mm (13.78")
Weight	78 kg (171,96 lbs)

## Specifications

### System Acoustic Performance (VHD5.0 and VHD8.10)

Max SPL Long-term	147dB
Max SPL Peak	153dB
-3dB Response	70Hz to 20kHz
-10dB Response	45Hz to 22kHz
-3dB Response (Full Range mode)	50Hz to 20kHz
Crossover Point	70Hz, 400Hz, 2.0kHz

### High Frequency Section

Acoustic Design	Horn Loaded
High Horn Coverage Horizontal / Vertical	80° x 30°
High Frequency Amplifier Requirement	VHD5000
Throat Exit Diameter / Diaphragm Size	3x 1.4" / 3.0"
Diaphragm Material	Nitride Titanium
Magnet Type	Neodymium

### Mid Range Section

Acoustic Design	Horn Loaded
Horn Coverage Horizontal / Vertical	80° x 30°
Mid Frequency Amplifier Requirement	VHD5000
Throat Exit Diameter / Diaphragm Size	6x 8" / 3.0" / Trans Coil
Diaphragm Material	Epoxy Reinforced Cellulose
Magnet Type	Neodymium

### Mid-Bass Section

Acoustic Design	Front Loaded
Mid-bass Amplifier Requirement	VHD5000 + VHD5000S
Woofer Size	32x10"
Diaphragm Material	Epoxy Reinforced Cellulose
Magnet Type	Neodymium / Ferrite

### Physical Dimensions VHD5.0 module

Height	1125 mm (44.29")
Width	1110 mm (43.7")
Depth	500 mm (19.69")
Weight	151kg (332.2lbs)

### Physical Dimensions VHD8.10 module

Height	640 mm (25.20")
Width	1110 mm (43.7")
Depth	500 mm (19.69")
Weight	92 kg (202.4lbs)

## Padded Cover for VHD5.0

part name:  
**Cover VHD5.0**  
part number:  
**KVV 987 370**  
description:  
- used with cart



## Padded Cover for VHD8.10

part name:  
**Cover VHD8.10**  
part number:  
**KVV 987 371**  
description:  
- used with cart



## Cart for VHD5.0, VHD8.10

part name:  
**Cart for VHD5.0, VHD8.10**  
part number:  
**KVV 987 369**  
description:  
- Cart for VHD5.0, VHD8.10



## VHD5 Rack Case

part name:  
**VHD5 Rack Case**  
part number:  
**KVV 987 365**  
description:  
- Rack case  
on wheels  
for VHD5  
system  
amplification



## Multicable for VHD5 System

part name:  
**VHD5 Multicable**  
part number:  
**KVV 987 364**



## Extension cable for VHD5 System

part name:  
**VHD5 Extension Cable**  
part number:  
**KVV 987 138**  
description:  
- Extension cable for VHD5 System (25 m)



## Tilt Flybar for VHD5

part name:

**VHD5 Tilt Flybar**

part number:

**KVV 987 420**

**description:**

- Tilt Flybar  
for VHD5



## Pan Flybar for VHD5

part name:

**VHD5 Pan Flybar**

part number:

**KVV 987 413**

**description:**

- Pan Flybar for VHD5



## Flybar Case for VHD5 Flybar

part name:

**Flybar Case for VHD5 Flybar**

part number:

**KVV 987 414**

**description:**

- Flybar Case for VHD5 Flybar



## VHD5 Power Unit

part name:

**VHD5 Power Unit**

part number:

**KVV 987 363**

**description:**

- VHD5 dedicated Power Unit



## Padded Cover for VHD5.1

part name:

**Cover VHD5.1**

part number:

**KVV 987 441**

**description:**

- Padded cover for one pair of VHD5.1's Downfills  
- used with cart

## Cart for VHD5.1

part name:

**Cart for VHD5.1**

part number:

**KVV 987 442**

**description:**

- Cart for one pair of VHD5.1's Downfills



## Warranty

Your VHD5.0, VHD8.10, VHD5.1Flyware are covered against defects in material and workmanship.

Refer to your supplier for more details.

## Service

In the unlikely event that your VHD5.0, VHD8.10, VHD5.1Flyware develops a problem, it must be returned to an authorized distributor, service centre or shipped directly to the KV2 Audio factory. Because of the complexity of the design and the risk of electrical shock, all repairs must be attempted only by qualified technical personnel.

If the unit needs to be shipped back to the factory, it must be sent in its original carton. If improperly packed, the unit may be damaged.

To obtain service, contact your nearest KV2 Audio Service Centre, Distributor or Dealer.



The Future of Sound.  
Made Perfectly Clear.

**KV2 Audio International**

Nádražní 936, 399 01 Milevsko  
Czech Republic

Tel.: +420 383 809 320

Email: [info@kv2audio.com](mailto:info@kv2audio.com)

[www.kv2audio.com](http://www.kv2audio.com)

KVV120126-00-04-0