

SL3000D Technical Data Sheet

Introduction

SL3000D Amplifier with Control & Diagnostics Tool

The SL3000D Amplifier is a three-way, active control and amplification system specifically designed for the KV2 Audio SL Series modular loudspeaker systems. It houses all signal processing and amplification as well as providing control for external subwoofer cabinets if needed. (External subwoofers are powered by an external subwoofer amplifier). SL3000D is now configurable via the front panel or remotely using KV2 Control & Diagnostics Tool.

The SL3000D Stereo Amplifier drives and controls one SL412 per channel and follows the typical KV2 holistic approach of matching components with high quality electronics for true direct performance. All time alignment, phase correction and equalisation is provided onboard.

Features

The amplifier compliment inside the SL3000D Amplifier is as follows:

- High Frequency - 100-watt, Class AB, push pull, low intermodulation design
- Mid Frequency - 200-watt, Class AB, push pull, low intermodulation design
- Low Frequency - 1000-watt, high-efficiency, current-enhancing switch mode technology

Configurable via the front panel or remotely using KV2 Control & Diagnostics Tool.

Product code: KVV 987 456 (250V)
KVV 987 455 (230V)
KVV 987 454 (115V)



Application

Specifically designed as the amplification and control elements for the SL loudspeaker systems in a 4RU mount module with Control & Diagnostics Tool

- Fixed Installations
- Nightclubs
- Multi-use venues
- Large bars

Output Channels	
Number of Channels	2 (stereo)
Total Output Power	2x 1300W

High Frequency Amplifier Specification	
Type	Class AB - Push Pull - Low IM Design, Transformer balanced output
Rated Continuous Power	100W
Distortion	<0.02%
Operating Bandwidth	2,5kHz to 40kHz

Mid Frequency Amplifier Specification	
Type	Class AB - Push Pull - Low IM Design, Transformer balanced output
Rated Continuous Power	200W
Distortion	<0.02%
Operating Bandwidth	400Hz to 2,5kHz

Low Frequency Amplifier Specification	
Type	High efficiency, Current-enhancing switch mode
Rated Continuous Power	1000W
Distortion	<0.02%
Operating Bandwidth	35Hz to 400Hz

Signal Input	
Input Sensitivity	1V RMS
Input Impedance	20kΩ (balanced)

Speaker Output	
Speaker Output	2x AP6

Features	
Network	Ethernet: SMNP, Webserver

Power Requirements	
Power Connector	2x Neutrik PowerCon®
Operating Voltage	115V / 230V / 250V
Operating Voltage Range	100 to 120V@60Hz 205 to 240V@50Hz 225 to 260V@50Hz
Recommended Amperage	2x10A 115V 2x5A 230V 2x5A 250V

Physical Dimensions	
Height	177.8 mm (7.0"), 4RU
Width	481.4 mm (18.95")
Depth	495 mm (19.5")
Weight	39.2 kg (86.62lbs)

SL3000D Technical Data Sheet

Architectural Specifications

The Stereo Power Amplifier-Controller shall provide three individual application specific electronic channels of amplification for one SL412, with internal loudspeaker protection, filter networks and equalization using SLA Technology (Super Live Audio). The output Topology shall be Multi-disciplined for each individual output channel, consisting of Class AB Push-Pull low Intermodulation Mosfet design, High Efficiency High Power bandwidth and Current-Enhancing switch mode.

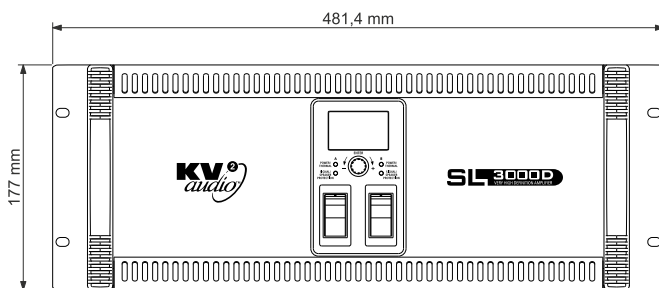
The input sensitivity shall be 1.0V RMS, the input Impedance shall be 20Kohm. Power Outputs of the three channels shall be 100W RMS High Frequency section, 200W RMS Mid high frequency section, 1000W RMS Low bass frequency section. The Power Amplifier- Controller shall have an operating bandwidth of 35Hz to 40kHz and an operating distortion factor of less than <0.02% across all output channels. The Power Amplifier-Controller shall have rear panel electronically balanced XLR input connectors, with XLR thru connectors as well as XLR Subwoofer outputs fed from a fixed 70Hz crossover frequency. Output connectors shall be 6 pin Amphenol AP6. The Power Amplifier-Controller shall have a Ethernet connector supporting Ethernet standard (RJ45, T-658B wiring). The Power Amplifier-Controller shall have front panel indicators for Power, Limit/Thermal and Signal present. Two Thermal Breaker switches shall be used for switch on/off of each channel. The front panel will have display and Rotation encoder with Enter push-button. The Power Amplifier-Controller shall have two Neutrik PowerCon connectors for mains supply, with an operating voltage range of 100 to 120V @ 60Hz, 205 to 240V @ 50Hz. and 225 to 260V @ 50Hz. A soft start circuit will limit inrush power. The Power Amplifier-Controller shall have recommended Amperage of 20A @115V, 10A @230V, 10A @250. 2x Temperature controlled variable speed fans will assist internal convection cooling systems.

The Amplifier chassis and enclosure shall have dimensions of 177,8 mm / 7,0" 4RU x 481.4 mm / 18.95" x 495 mm / 19.5". The total weight will not exceed 39.2kg /86.62lbs.

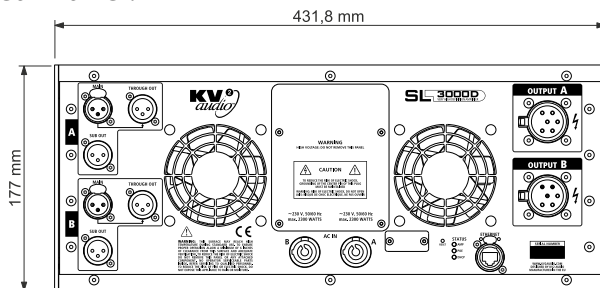
The Power Amplifier-Controller shall be the KV2 Audio SL3000D. The Power Amplifier-Controller shall be specifically for the SL412.

Dimensional Drawings

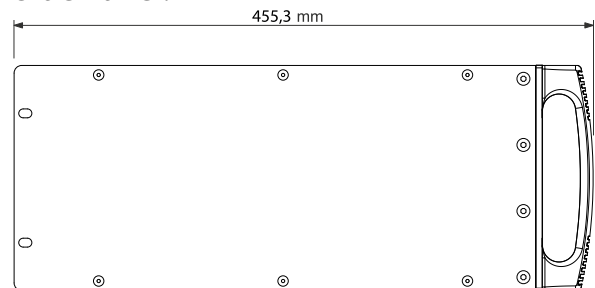
Front Panel:



Rear Panel:



Side Panel:



The future of sound. Made perfectly clear.



KV2 Audio International, Nádražní 936, Milevsko 399 01, Czech Republic
Tel.: +420 383 809 320
Email: info@kv2audio.com | Web: www.kv2audio.com