

VHD3200D Technical Data Sheet

Introduction

VHD3200D Amplifier with Control & Diagnostics Tool

The VHD3200D is a rack mounted subwoofer amplifier. The unit contains two separate 1600 watt amplifiers with individual power supplies, signal paths and inputs and outputs within a single four rack space chassis. The unit can be used in bridged mode to provide full power for one channel mode. The unit acts as a slave for the VHD2000, which provides audio and control signal. It can also be used with the EPAK2500/R when used in combination with KV2 Audio ES systems and power the associated ES subwoofer systems. The VHD3200D is now configurable remotely using KV2 Control and Diagnostics Tool.

Product code: KVV 987 448 (250V)
KVV 987 447 (230V)
KVV 987 446 (115V)



Features

- Two channel 3200W, Control and Amplification System for use specifically with VHD series subwoofers
- Bridge mode facility
- Two individual 1600W, high efficiency, current enhancing switching amplifiers with separate Input and output
- Two individual transformers and power supply circuits for increased reliability and improved power delivery
- On board amplifier overdrive protection
- AC soft start circuitry with two individual ON/OFF AC breaker switches providing thorough power protection
- Comprehensive front-to-back cooling system features chassis sealed pcb's for improved reliability
- Configurable remotely using KV2 Control and Diagnostics Tool

Application

Specifically designed to drive all VHD, ES, SL subwoofer elements as part of the VHD and ES systems in a full rack mount module with Control and Diagnostics Tool

- Portable PA
- Fixed installations

Output Channels	
Number of Channels	2
Out. Power 4Ω - 1 channel / 2 channels loaded	1600W / 1600W (RMS)
Out. Power 8Ω - bridged	3200W (RMS)

Low Frequency Amplifier Specification	
Type	High efficiency, Low frequency, Current-enhancing switch mode
Distortion	<0.05%
Operating Bandwidth	20Hz to 100Hz

Signal Input	
Input Sensitivity	1.0V RMS
Input Impedance	20kΩ (balanced)
Signal Output	Main Through OUT

Speaker Output	
Speaker Output	2x AP4 (1x AP4 bridge)

Features	
System setup	Limiter / Short protection
Network	Ethernet: SMNP, Webserver

Power Requirements	
Power Connector	2x Neutrik PowerCon®
Operating Voltage	115V / 230V / 250V
Operating Voltage Range	100 to 120V@60Hz 205 to 240V@50Hz 225 to 260V@50Hz
Recommended Amperage	2 x 20A 115V 2 x 10A 230V 2 x 10A 250V
Soft Start	YES
Protection	Thermal breaker
Cooling	2x temperature controlled fans

Physical Dimensions	
Height	177.4 mm (7.0")
Width	481.4 mm (18.9")
Depth	455.3 mm (17.9")
Weight	35 kg (88lbs)

VHD3200D Technical Data Sheet

Architectural Specifications

The Bass Power Amplifier shall provide two individual application specific electronic channels of amplification for KV2 Audio VHD2.15, 2.16, 4.18, 1.21, 2.21 Subwoofers and all other passive KV2 Audio subwoofers, with internal loudspeaker protection, using SLA Technology - (Super Live Audio). The output Topology shall be High Efficiency Low Frequency, Current - Enhancing switch mode. The Power Amplifier-Controller shall employ a rear panel fitted switch to facilitate Bridge Mono mode.

The input sensitivity shall be 1.0V RMS, the input Impedance shall be 20Kohm balanced. Power Outputs of the two channels shall be 1600W RMS @4ohm 2channels loaded. 3200W Bridged @ 8ohm. The Power Amplifier-Controller shall have an operating bandwidth of 20Hz to 100Hz and an operating distortion factor of less than <0.05% across all output channels.

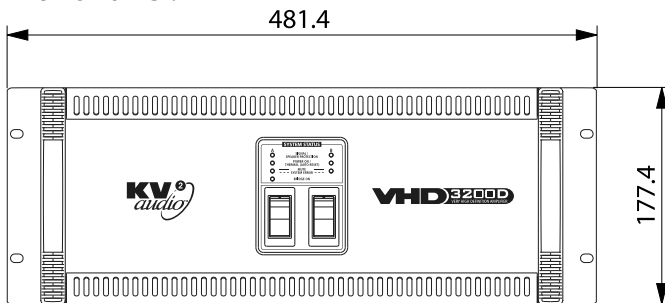
The Power Amplifier-Controller shall have electronically balanced XLR input connectors, with XLR thru connectors. Output connectors shall be 4 pin Amphenol AP4. The Power Amplifier-Controller shall have a Ethernet connector supporting Ethernet standard (RJ45, T-658B wiring). The front panel will have system status LED indicators for Limiter, Signal Present and Power/Thermal (Auto) reset. A large Thermal Breaker switch shall be used for switch on/off.

The Power Amplifier-Controller shall 2 x have a Neutrik PowerCon connectors for mains supply, with an operating voltage range of 100 to 120V @ 60Hz, 205 to 260V @ 50Hz. A soft start circuit will limit inrush power. The Power Amplifier-Controller shall have recommended Amperage of 2 x 20A @115V, 10A @230V, 10A @250V. 2 x Temperature controlled variable speed fans will assist internal convection cooling systems. The Amplifier chassis and enclosure shall have dimensions of 177.4 mm / 7.0" x 481.4 mm / 18.9" x 455.3 mm / 17.9". The total weight will not exceed 35 kg /77.162lbs.

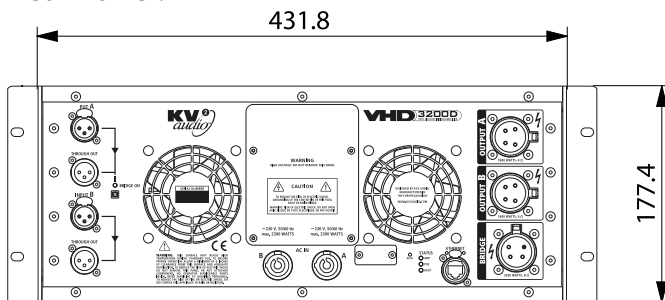
The Power Amplifier-Controller shall be the KV2 Audio VHD3200D. The Power Amplifier-Controller shall be specifically for the KV2 VHD2.15, 2.16, 4.18, 1.21, 2.21 and all other passive KV2 Audio subwoofers.

Dimensional Drawings


Front Panel:



Rear Panel:



Side Panel:



The future of sound. Made perfectly clear.



KV2 Audio International, Nádražní 936, Milevsko 399 01, Czech Republic
Tel.: +420 383 809 320
Email: info@kv2audio.com | Web: www.kv2audio.com